



Annual Report 2018



Coordination of Humanitarian Assistance

Coordination of Humanitarian Assistance (CHA)

Email: infor@cha-net.org

Website: www.cha-net.org

Phone: 0729 128 401

Address: Khoshal Khan Meena, Jeem Sector,
5th District, Qambar Square Road, Kabul.

TABLE OF CONTENTS

Foreword from Organization's Managing Director	3
CHA IN A GLIMPSE	4
Finance	7
Human Resource	7
Sectors Contribution to Organization's Mission	7
Health and Nutrition Sector	7
Agriculture Sector	10
Rural Development and Social Protection Sector	12
Disaster Risk Reduction Sector	15
CONCLUSION	21

FOREWORD FROM ORGANIZATION'S MANAGING DIRECTOR

I would like to state, with great honor that 2018 was a year in which Coordination of Humanitarian Assistance (CHA) kept its momentum towards improvement and expansion. In this year, CHA made sure that the year was full of accomplishments, while also going through numerous challenges. While undertaking a salient development work in areas such as health and nutrition, education, community development, agriculture and disaster risk reduction, CHA extended its humanitarian efforts in order to reach its target beneficiaries, as stated in the organization's Strategic Plan, within the country.

CHA's outreach in 2018 has been recorded **3,255,571** people in both urban and rural areas of Afghanistan. Nonetheless, the organization emphasized more on quality service delivery and lasting impacts for those who have been assisted through the organizations projects. To that end, CHA has been working on advancing transparency, accountability, enhancing recording and service tracking system, ensuring immediate response mechanism, and implementing a responsive monitoring and evaluation strategy. In 2018, CHA has gone online for its system account, human resource management, and inventory and project management. This way, the organization has been able to communicate with the people and donors more effectively, and to provide them with timely information on its ongoing activities.

On behalf of CHA, I express my deepest gratitude to CHA General Assembly members, all partners, civil society networks, communities and donors for their support throughout the year. Without their help, we believe that it was impossible to have these achievements over a single year. At CHA, we hope that such cooperation continues for the years ahead and foster prosperity and development across the country.

With Best Regards;
Eng. Ghulam Yahya Abbasy
Managing Director, CHA

CHA IN A GLIMPSE

Coordination of Humanitarian Assistance (CHA), established in 1987 by a team of Afghan volunteers, is a non-profit organization registered with the Ministry of Economy of the Islamic Republic of Afghanistan. CHA was started with the aim of providing emergency aid to Afghan war victims. However, the thematic foci of the organization has shifted over the years to include: promotion of health, nutrition and environmental health; development of education, cultural affairs and vocational trainings; development of agriculture, livestock, water and natural resources; community development and social protection; disaster reduction and responding to emergencies; and gender mainstreaming.

The organization envisions to work as an effective reliable, innovative and a pioneer organization in the field of community development and reduction of vulnerability with its organizational mission being to empower individuals and communities, in joint efforts with social and civic institutions and the private sector. CHA's main target groups are marginalized rural communities in targeted areas within Afghanistan with a distinct focus on vulnerable populations and in particular, women, children and persons with disabilities. In 2018, CHA covered a total number of 19 provinces across the country namely Kabul, Balkh, Samangan, Faryab, Badghis, Ghor, Herat, Farah, Nimroz, Helmand, Kandahar, Ghazni, Parwan, Panjsher, Kapisa, Maidan Wardak, Nangarhar, Paktia and Logar.

Vision:

"To help Afghanistan evolve into a peaceful and developed country where people's basic needs are met, poverty is eradicated and social justice is promoted."

Mission:

"To empower individuals, communities, grassroots civil society organisations and promote gender equity by improving development indicators pertaining to health, education and agriculture and extending disaster risk reduction support to individuals and or families in need."

Strategic Goals

- Poverty and vulnerability reduction,
- Fair distribution of resources,
- Facilitate reliable social and economic development,
- Ensure basic rights of the citizens,

Main Themes

- Development of health, nutrition and environmental health
- Development of education, cultural affairs and vocational trainings
- Development of agriculture, livestock restocking, water resources and natural resources
- Rural development and social protection
- Disaster risk reduction and dealing with emergencies
- Generalization of gender issues

Thematic Areas

CHA is currently working in the following sectors:

1. Education
2. Health and Nutrition
3. Agriculture and Livestock
4. Rural Development and Social Protection
5. Disaster Risk Reduction

Coverage Areas

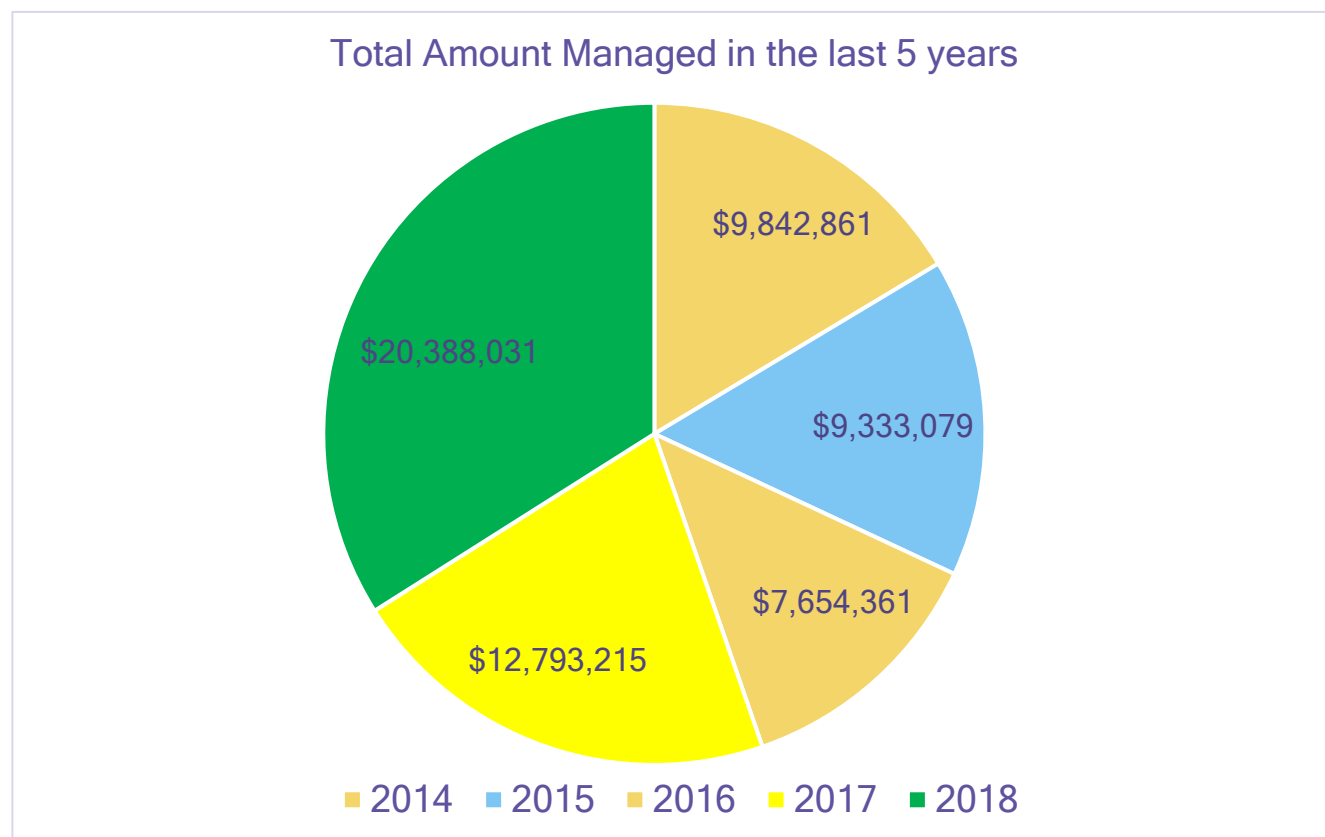
**CHA IS CURRENTLY ACTIVE IN
19 Provinces of Afghanistan such as:**



Finance

CHA was able to manage a total budget of **20,388,031 USD** in 2018. The budget managed by CHA in last five years is as follow;

Year	2014	2015	2016	2017	2018
Budget	9,842,861 \$	9,333,079 \$	7,654,361 \$	12,793,215 \$	20,388,031



Human Resource

CHA had a family of 2,562 members (1,790 males and 772 females) in 2018 with different academic qualifications, starting from high school graduate to Ph.D., and professional working background.

Sectors Contribution to Organization's Mission

Health and Nutrition Sector

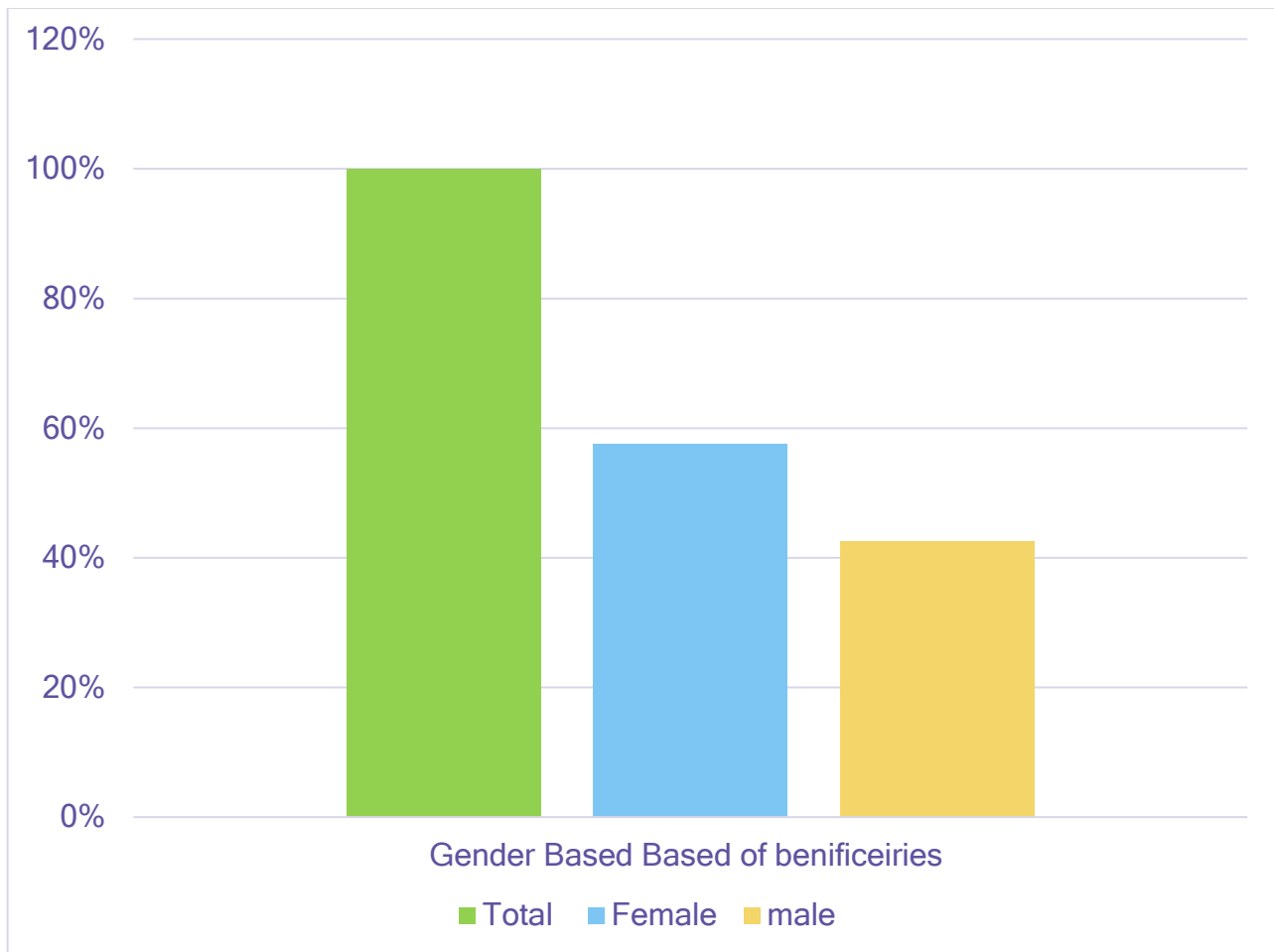
Contribution to individual empowerment through health & nutrition indicators:

Contribution to community's empowerment through health & nutrition indicators:

1. 211 HFs Provided and supported health services to targeted communities
2. 28 ambulances provided to communities
3. 221 health Shuras technically activated
4. 477 CLTS committees established at communities level
5. 478 family health action groups established
6. 5772 latrines newly constructed in 477 communities
7. 17948 latrines upgraded to improve hand washing in 477 communities
8. 467 communities announced as certified ODF (Open Defecation Free)
9. 154 dis-function water sources (hand pumps) functioned

Contribution to gender promotion through health & nutrition indicators:



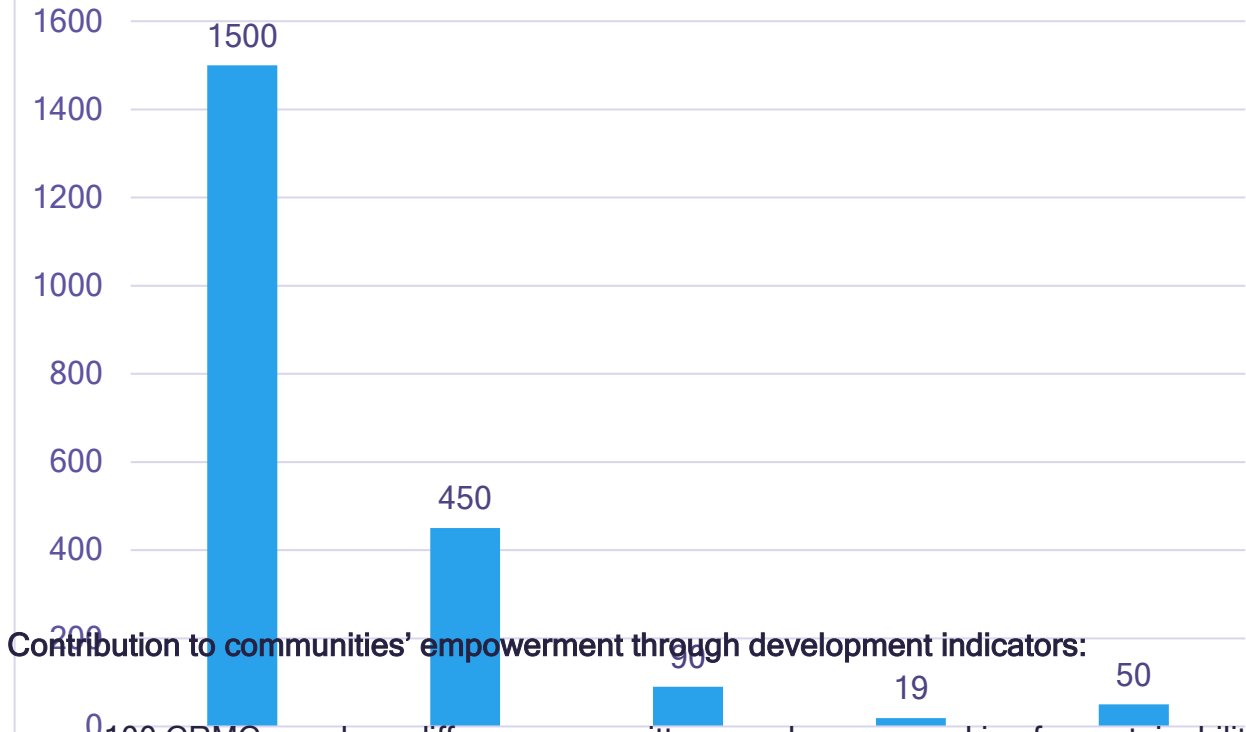


Agriculture Sector

Contribution to individuals' empowerment through development indicators:

- 1350 individuals received productive assets.
- 450 lead farmers and beneficiaries received trainings on what agricultural various topics and their capacities are built.
- 90 CRP Members received the required trainings and reflected their lessons to the communities
- 19 orchards and nurseries owners received trainings and agricultural various inputs
- 50 persons Governmental lines departments trained on agricultural and other necessary topics.

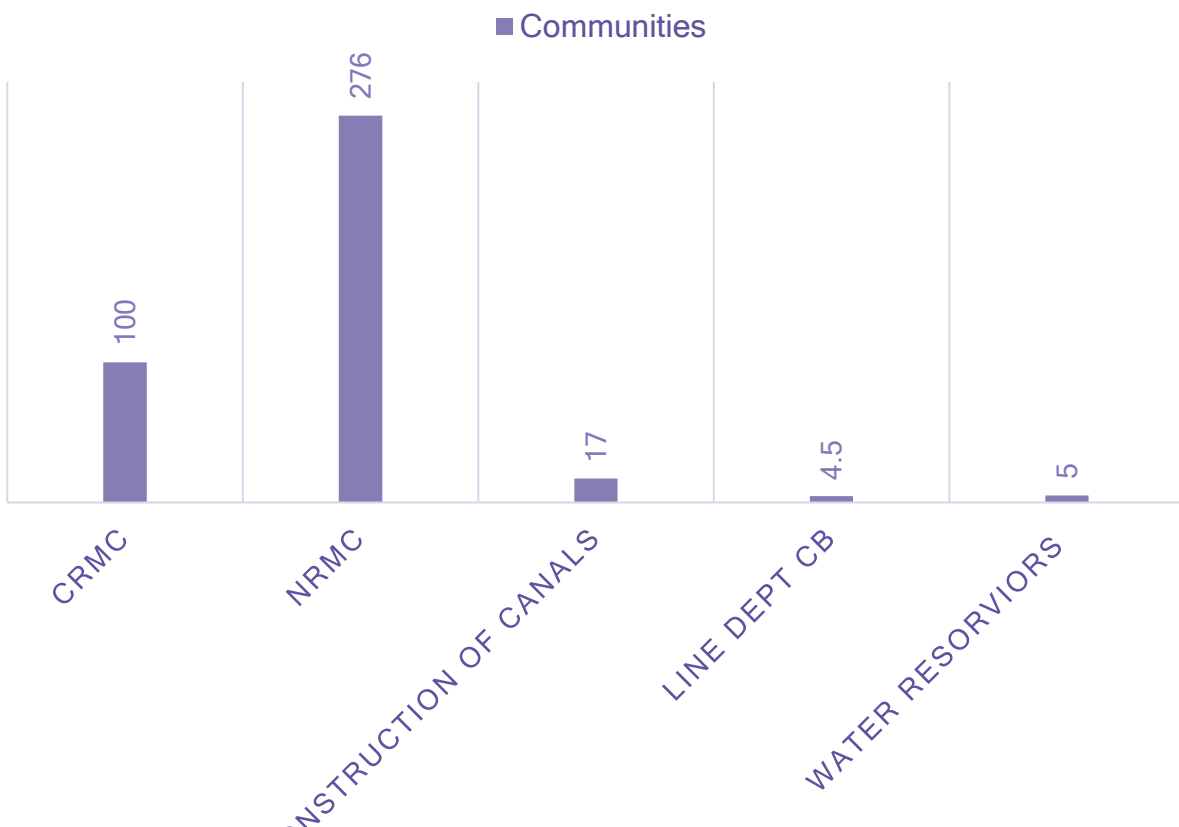
Individuals



Contribution to communities' empowerment through development indicators:

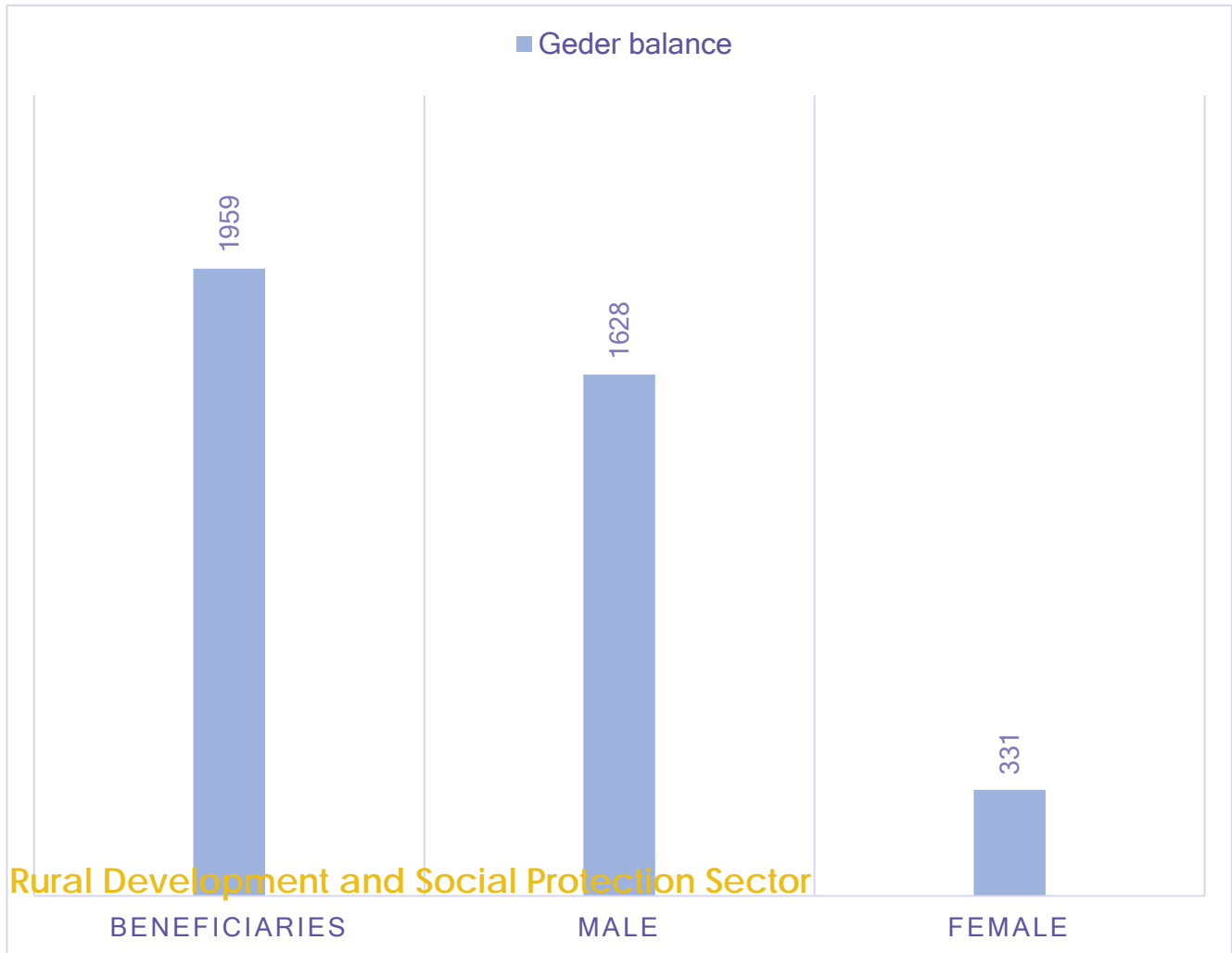
- 100 CRMC members difference committee members are working for sustainability of project and NRM.
- NRM 276 member are working for sustainability of project and NRM trained
- 50 DAIL, DoEc, DRRD, and NEPA Directorate staffs received capacity building trainings.
- Construction and rehabilitation of 17 water canals
- 5 water reservoirs constructed

COMMUNITIES



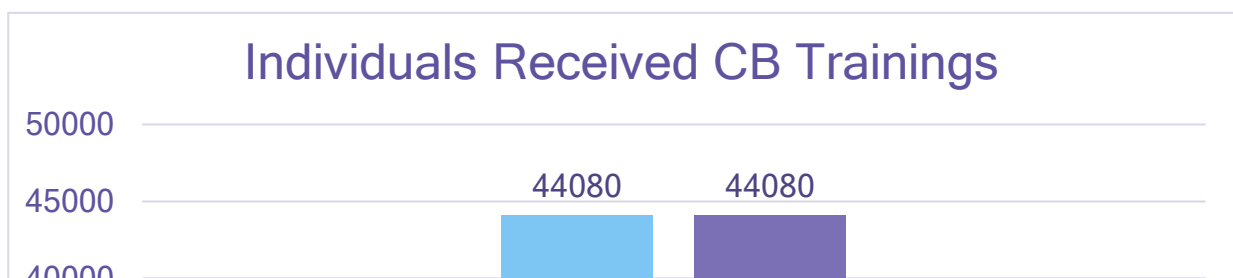
Contribution to gender promotion through development indicators:

- Total Beneficiaries: 1959
- 181 female (FFS and Kitchen Gardening) received training on agricultural various topics
- 150 Female received productive assets



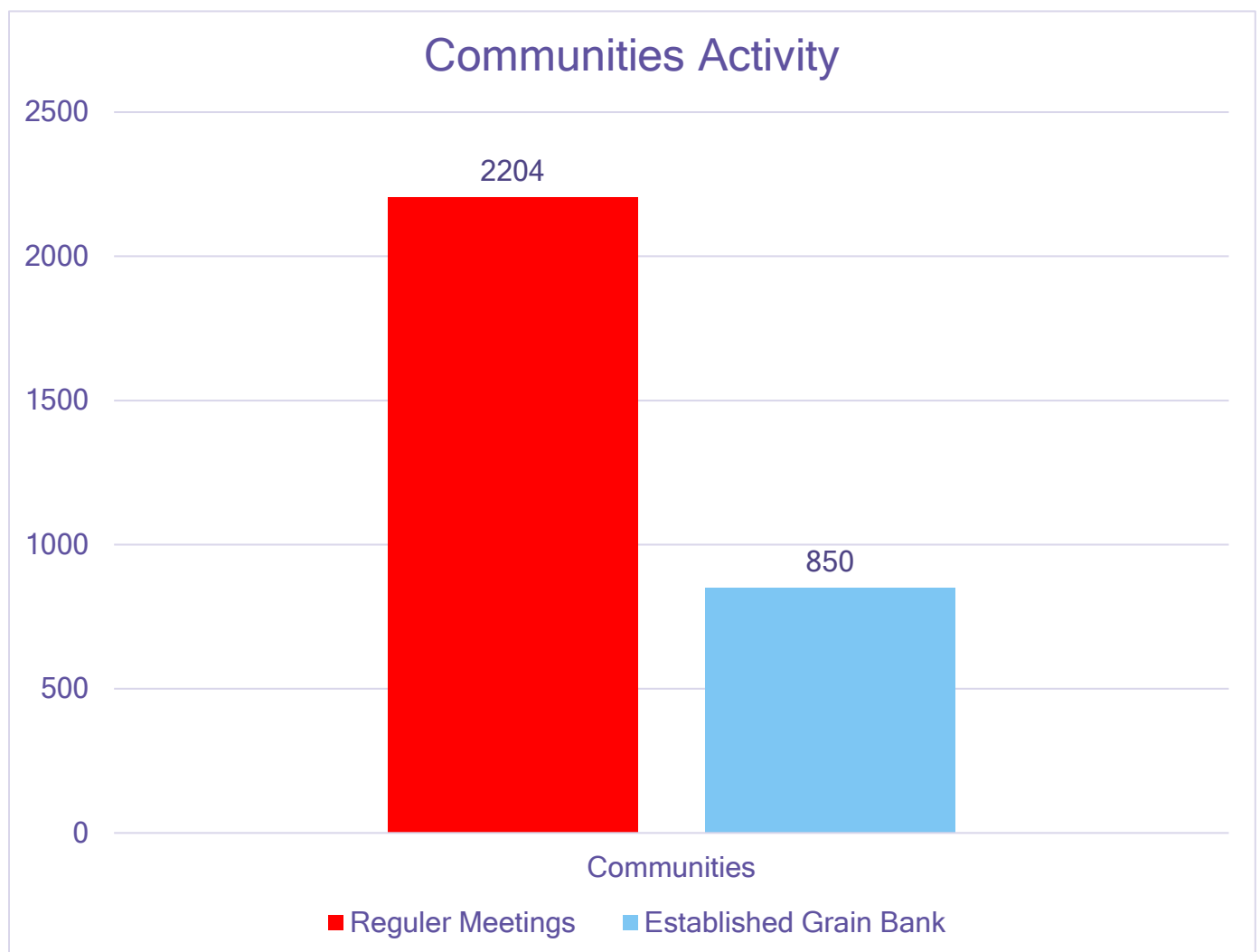
Contribution to Individuals empowerment through development indicators:

- 44080 individuals (26448 male and 17632 female) received the capacities on social mobilization, democratic elections, and PRA tools.
- From total of 44080 individual (26448 male and 17632 female), 18220 individuals (10932 male and 7288 female) received the capacity (procurement, accounting, and environmental social safeguard) trainings on how to manage and implement their small scale projects.



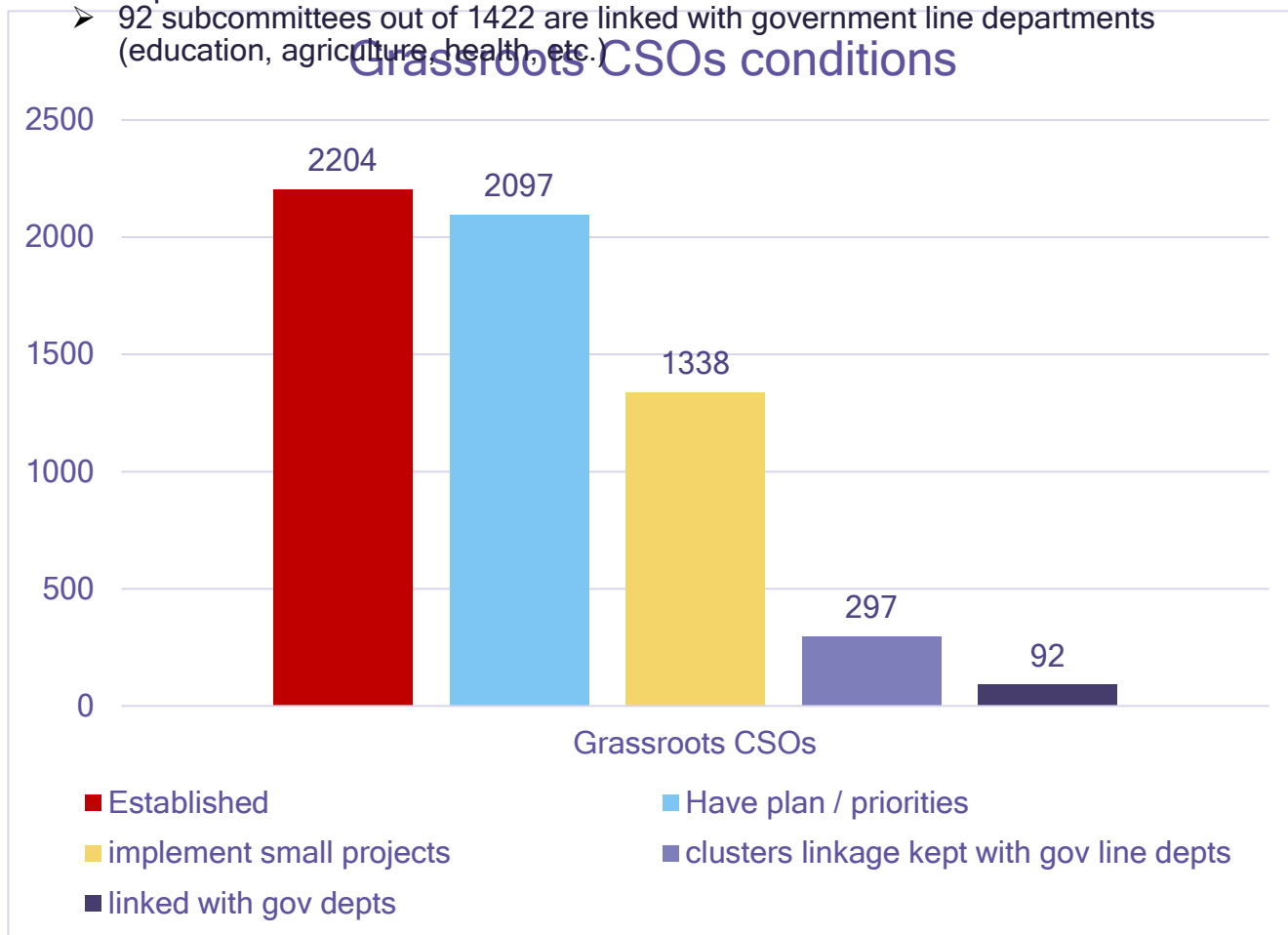
Contribution to communities' empowerment through development indicators:

- 2204 have regular monthly meetings with participation of male and female members.
- 850 out of 2204 communities established grain banks.



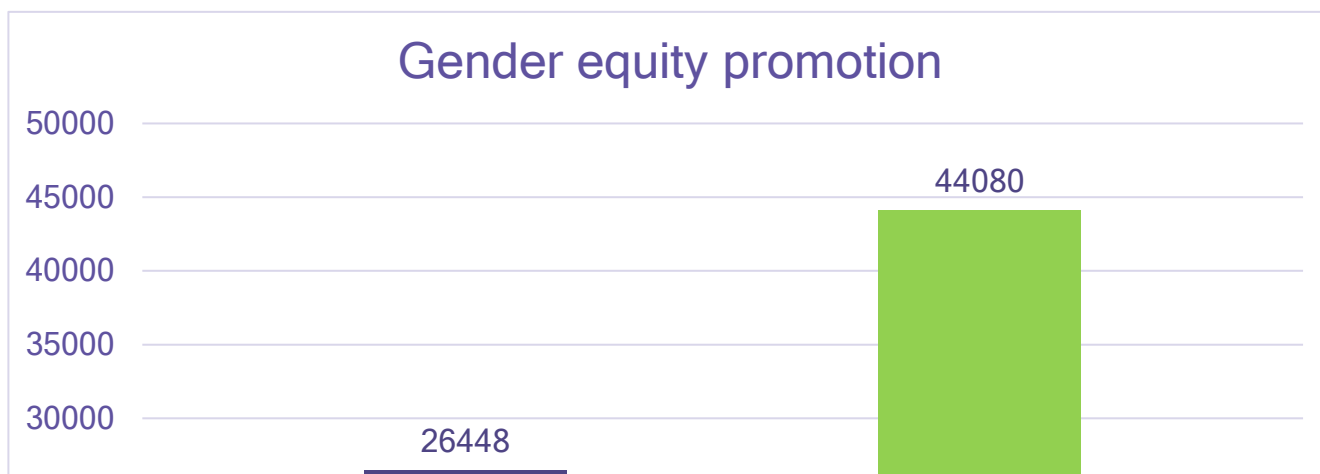
Contribution to CSOs empowerment through development indicators:

- 2204 CSOs (CDC) established.
- 2097 CSOs developed their action plans and identified their priorities.
- 1338 out of 2097 CDCs started implementation of their small scale projects.
- 290 cluster CDCs out of 1422 CDCs linkages maintained with government line departments
- 92 subcommittees out of 1422 are linked with government line departments (education, agriculture, health, etc.)



Contribution to gender promotion through sector indicators:

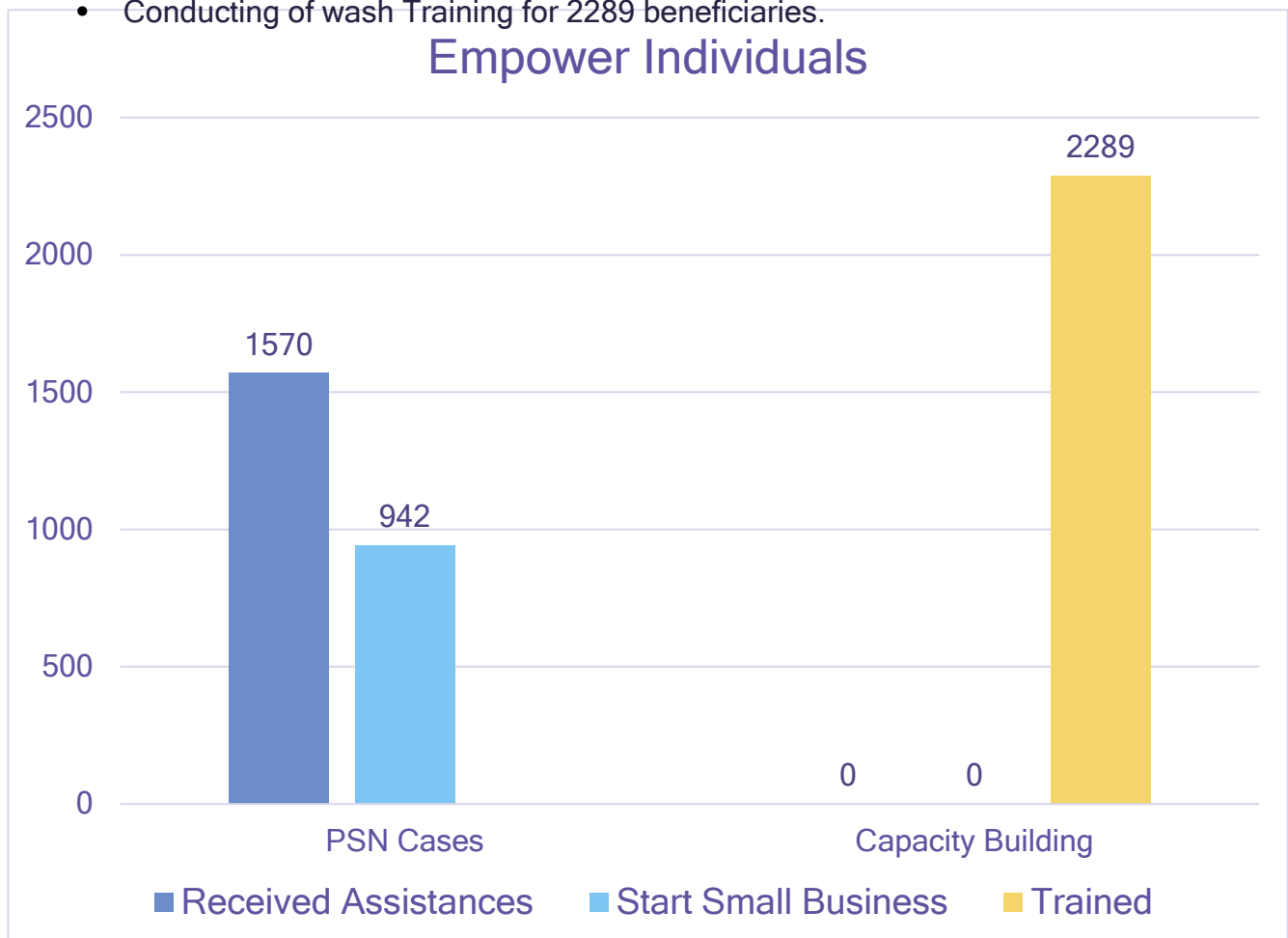
- Women views and idea are in cooperated in preparation of 2097 CDPs.
- 44080 (26448 male and 17632 female). All female had active participation role in general awareness raising social mobilization, democratic elections, and PRA tools.



Disaster Risk Reduction Sector

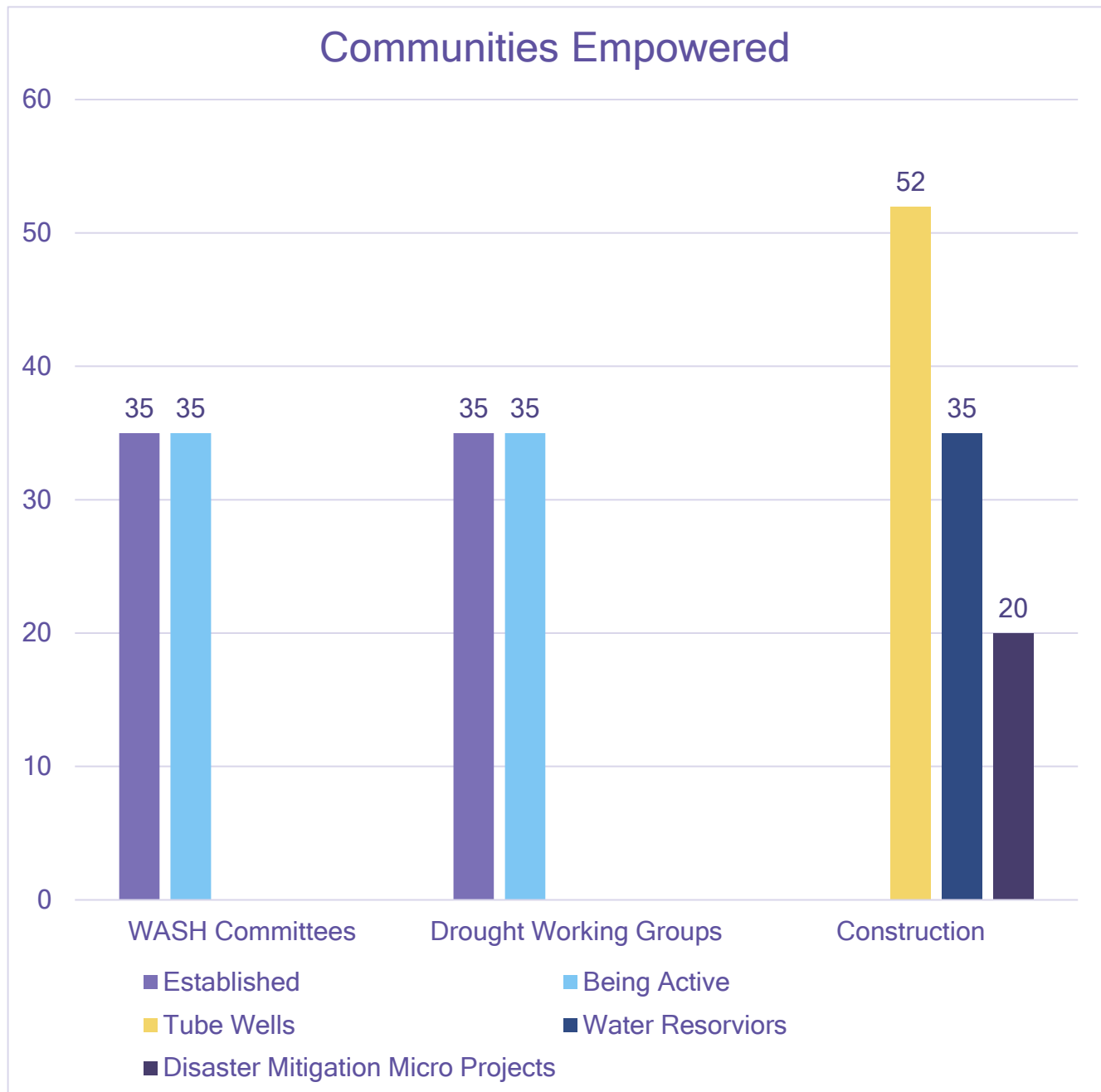
Contribution to Individuals empowerment through sector indicators:

- Cash assistance have been delivered to 1570 PSN cases and 942 of them started small business.
- Conducting of wash Training for 2289 beneficiaries.

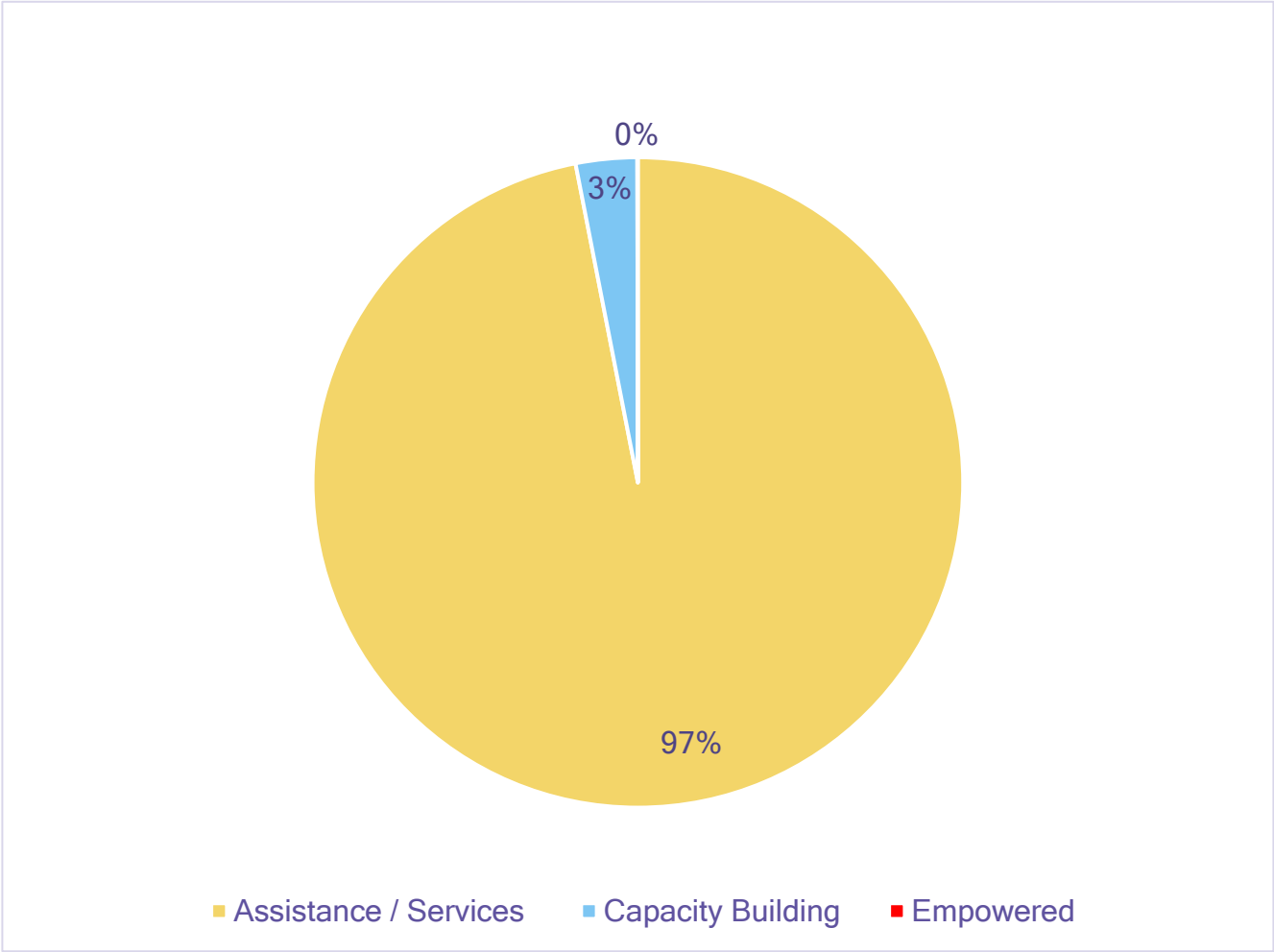


Contribution to communities' empowerment through sector indicators:

- 35 wash committees established
- 35 Drought working group established
- Construction of 52 water tube wells
- Construction of 35 water reservoirs.
- Construction of 20 disaster mitigation micro project.

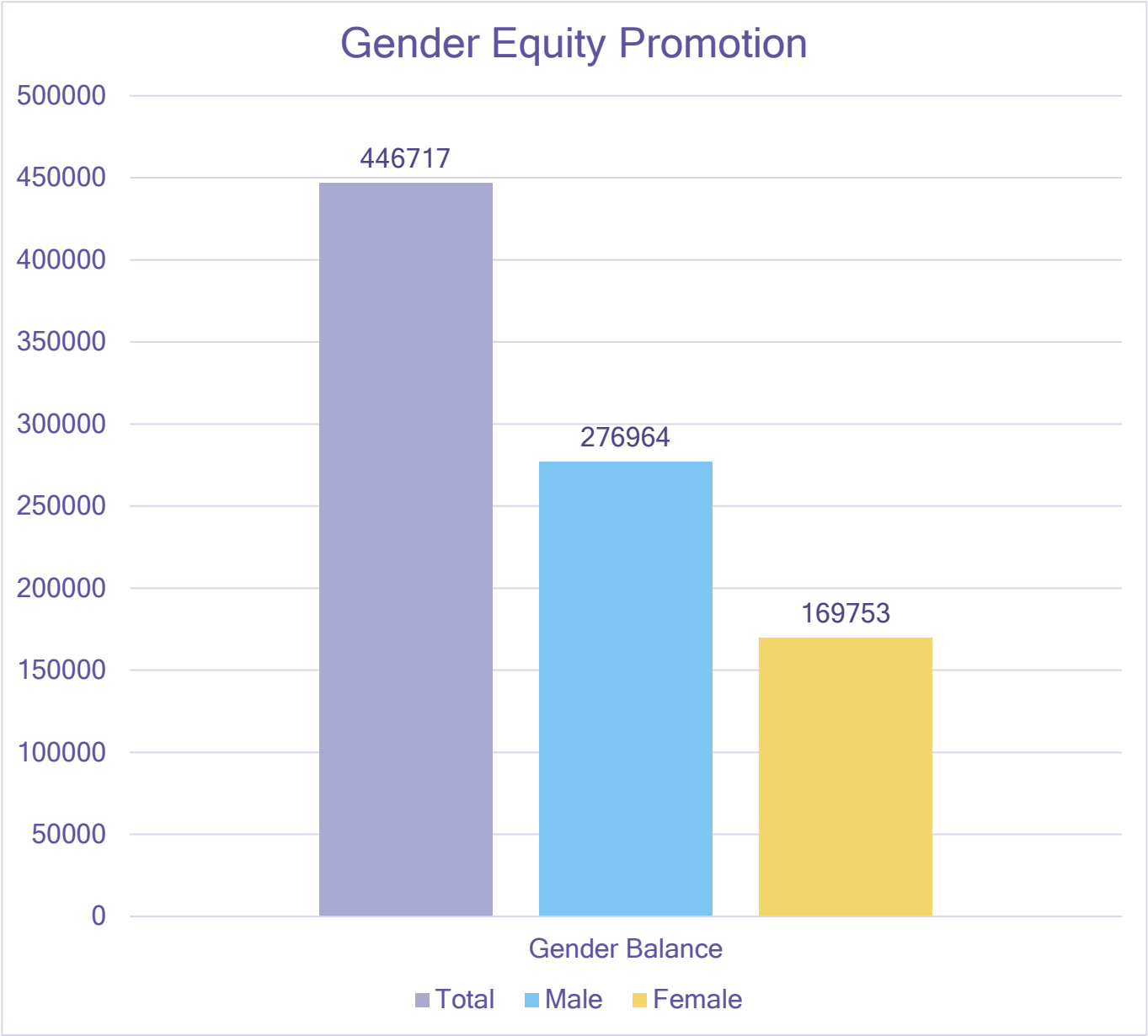


All sectors contributions to individual empowerment:



Contribution on gender equity promotion through sector indicators:

This sector has covered, reached and delivered services to 446717 (276964 male and 169753 female)



All sectors contributions to Communities empowerment:

Active Communities (including groups, clusters, CDCs, shuras, committees etc.:

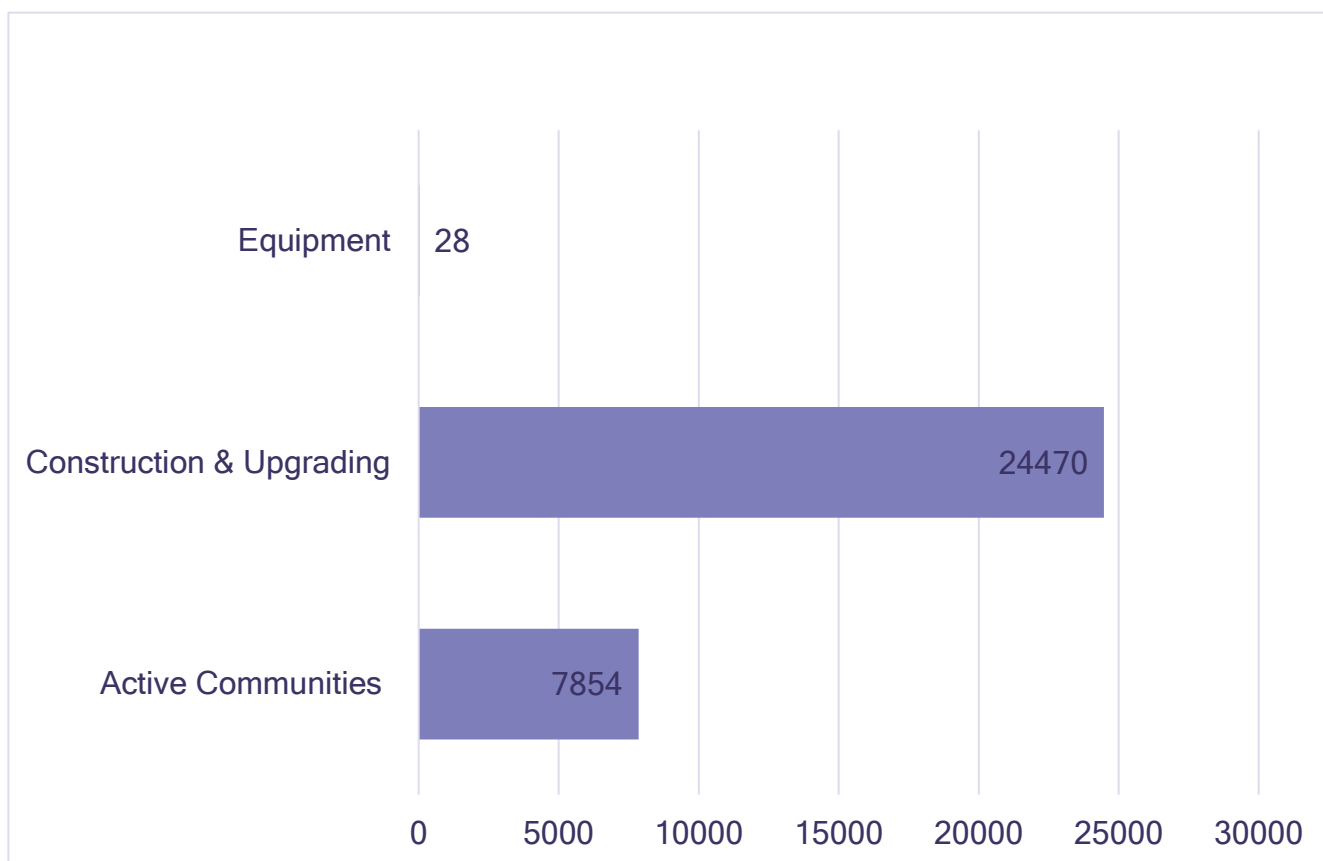
7854

Constructions & up gradations:

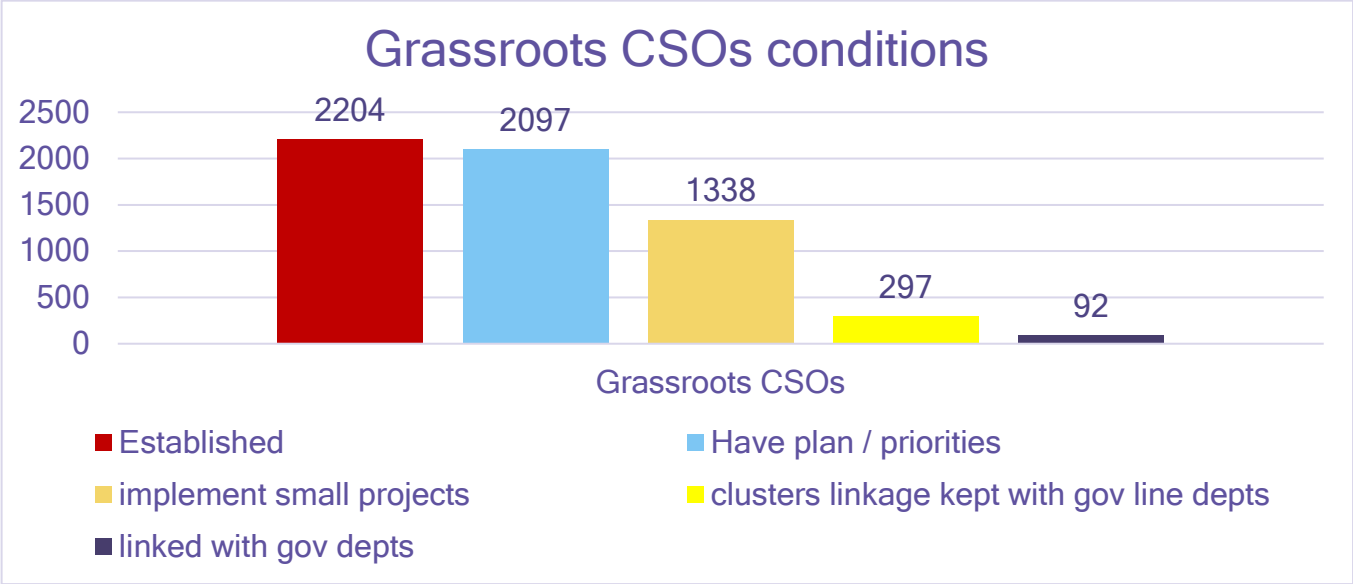
24470

Equipment:

28



Sectors contributions to grassroots CSOs empowerment:



All sectors contributions to gender promotion:



CONCLUSION

The sectors directly and indirectly contributed to organization mission:

- The sectors contributed to individual's empowerment through providing services, assistances and CB programs.
- The sectors contributed to communities' empowerment through construction of infrastructures, providing equipment and upgrading.
- The sectors contributed to empowerment of grassroots CSOs through establishment, building the capacities and activation.
- The sectors contributed to gender promotion through considering the gender balance among staffs and beneficiaries.


The end

**COORDINATION OF HUMANITARIAN ASSISTANCE (CHA)
STATEMENT OF FINANCIAL POSITION
AS AT DECEMBER 31, 2018**


	Note	2018 USD	2017 USD
ASSETS			
Stock and stores	3	6,622	8,495
Receivable from donors	4	1,923,112	782,279
Advances, deposits and prepayments	5	566,674	378,391
Receivable against revolving loan	6	-	7,089
Other receivables	7	46,337	46,726
Cash and bank balances	8	5,015,487	6,319,788
TOTAL ASSETS		7,558,231	7,542,768
LIABILITIES			
Long Term Liabilities			
Revolving loan / credit pool	9	-	68,059
Pension fund and staff security payable	10	1,042,438	714,184
		1,042,438	782,243
Short Term Liabilities			
Un-spent grant	4	325,476	2,173,941
Accrued and other liabilities	11	2,839,795	1,133,251
		3,165,270	3,307,191
TOTAL LIABILITIES		4,207,708	4,089,434
NET ASSETS		3,350,523	3,453,334
REPRESENTED BY			
Accumulated surplus		3,350,523	3,453,334
		3,350,523	3,453,334

Auditor's report annexed

The annexed notes form an integral part of these financial statements.


Chairman General Assembly


COORDINATION OF HUMANITARIAN ASSISTANCE (CHA)



Advisor Financial Control & Audit



**COORDINATION OF HUMANITARIAN ASSISTANCE (CHA)
STATEMENT OF INCOME AND EXPENDITURE
FOR THE YEAR ENDED DECEMBER 31, 2018**

	Note	2018 USD	2017 USD
INCOME			
Income from donors	4	19,535,832	12,219,720
Project income	12	762,128	573,495
Exchange gain		90,071	-
Total income		20,388,031	12,793,215
EXPENDITURE			
Salaries, wages and benefits	13	11,021,525	7,357,483
Repair and maintenance	14	488,792	151,440
Vehicle running expenses	15	1,206,299	779,763
Expendable tools	16	404,041	184,095
Non expendable tools	17	430,040	473,683
Material and supplies	18	4,988,926	2,813,819
Other expenses	19	1,951,219	1,385,943
Exchange loss		-	553
Total expenditure		20,490,842	13,146,779
(DEFICIT) FOR THE YEAR		(102,811)	(353,564)

The annexed notes form an integral part of these financial statements.



Chairman General Assembly

مركز ابحاث البروقايع والتاوير على الامم والشعوب



COORDINATION OF HUMANITARIAN ASSISTANCE (CHA)



Advisor Financial Control & Audit

